

# How To Convert msi to EXE

Do you have a .msi file which you want to convert to EXE format? MSI to EXE converter is a free tool that can convert MSI to EXE with less increase in its file size.

The following is a step-by-step guide to show you how to use this MSI to EXE converter to convert MSI to EXE:

Free Download



Only 661K

## What is the MSI file?

A MSI file is a Windows Installer File which contains all information to install the software.

## What is an EXE File?

An EXE is an Executable Program. The term EXE usually refers to a program that has been compiled, meaning that it has been translated into machine code. This means that the program is already in a format that is ready to run. No interpreters, or compilers are usually necessary to enable the program to be executed. One example of an executable program is an application such as word-processing program.

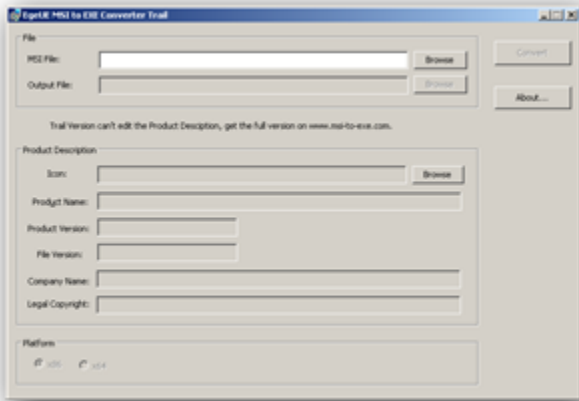
## Guide:How to Convert msi to exe

### Download the msi to exe converter

At first,you should download the msi to exe creator, It's only 488KB,save the file on your computer.Once you have downloaded the file, close your browser and find the file you have just downloaded. It will be conveniently saved on your desktop.

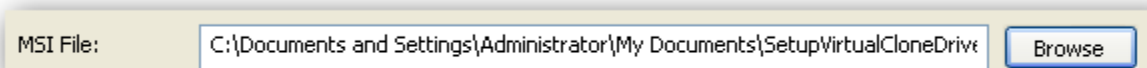
### Launch the msi to exe converter

msi to exe converter is Portable software which means it can be run from any location and with no install required.Double-clicking on the name of the file you have just downloaded.



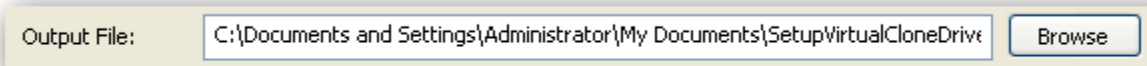
## Add the .MSI file

Add the .MSI file which you want to convert.click "Browse" to select the .msi file to convert



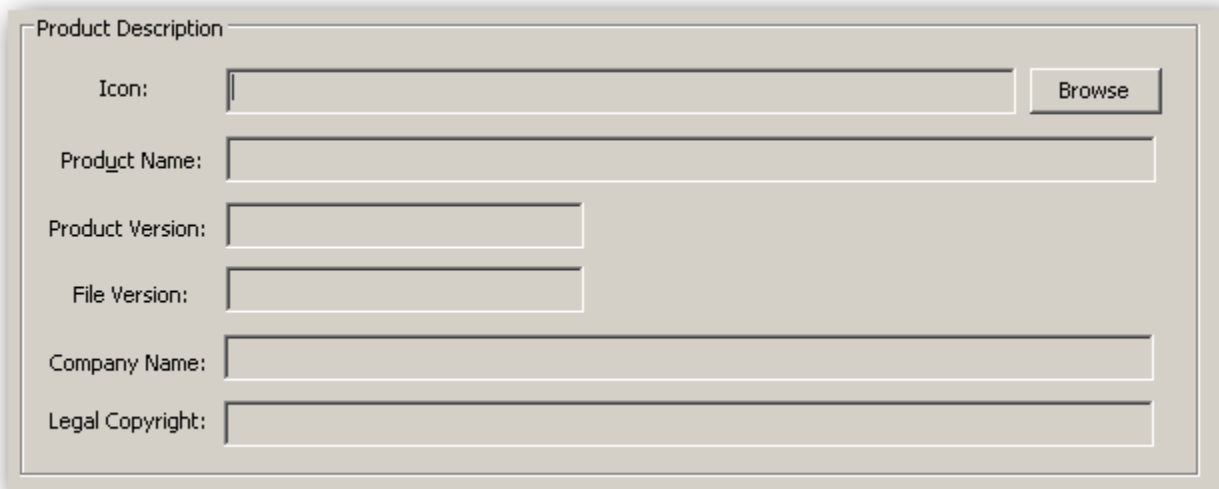
## Set the output file

Output File:click "Browse" to select a location where you want to save the new EXE file.



## Product Description

You can select the Icon for the exe file.add the product name,product version,file version,company name and legal copyright to improve product awareness.



Product Description

Icon:

Product Name:

Product Version:

File Version:

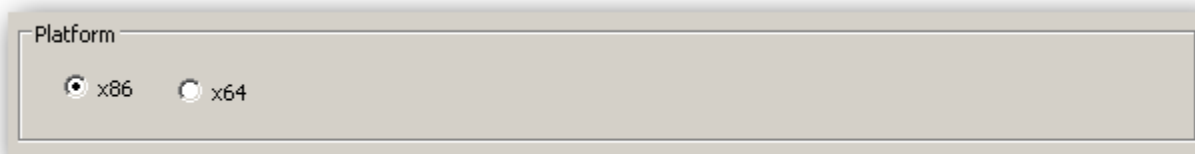
Company Name:

Legal Copyright:

- Tips: The trial version can't edit the exe file's icon, company name, product version and so on.

## Platform

Select the platform of the file X86 or X64.

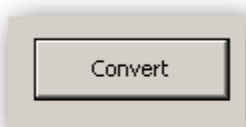


Platform

x86  x64

## Convert msi to exe

At last, click "convert" Button to convert .msi to .exe file.



## Comparison

**Before**

**After**

